



Designed and **Made in Italy**

TENERIFE NEXT

Your **next** generation boiler

Available in 24 kW and 28 kW



FONDITAL.COM

GAS ADAPTIVE TECHNOLOGY
SMART SELF-ADAPTIVE COMBUSTION
FOR MAXIMUM PERFORMANCE OVER TIME





Tenerife Next KC represents the natural evolution of Tenerife KC: a condensing wall hung boiler that keeps the same **reliability, compactness** and **simplicity** of installation of the previous model, **introducing** more advanced technological **solutions** in terms of **efficiency** and **sustainability**.

The heart of innovation is the **Gas Adaptive** system with **smart combustion**, which allows the boiler to automatically self-tune and adapt to gas quality, to optimise the air-fuel ratio in real time.

The outcome: **constant high performance** with reduced **consumption** and **emissions**.

Hydrogen compatibility for up to 20% of methane-hydrogen mixtures, in line with the energy transition and CO₂ reduction goals, makes Tenerife Next KC ready for more sustainable heating and for the evolution of the gas network, **without invasive interventions on existing plants**.

Adaptive Boost allows you to **electronically adjust the smoke ejection force**, ensuring optimal **performance even in complex installations**. Compatible with **reduced fume pipes in Ø60 and Ø50 up to 15 meters**, it is ideal for replacements in situations with pre-existing flues, ensuring efficiency, safety and maximum design flexibility.

Thanks to the wide range of modulation and components designed to last over time, **Tenerife Next KC** also ensures **premium performance in an entry-level solution**, guaranteeing a smart investment, capable of combining accessibility and advanced technology.



INTELLIGENT COMBUSTION

It self-tunes and adapts to the gas quality for a constant optimal performance over time.



MODULATION 1:8

It adapts perfectly to real needs, reduces consumption and ignition cycles.



ADAPTIVE BOOST

Fan management algorithm with dynamic head increase that can be activated by parameter: compatible with Ø50 and Ø60 intubated drains, ideal for long flue pipes and complex installations.

24 28
kW

NEW POWER

Compared to Tenerife KC, Tenerife Next KC is available in 2 outputs: 24 kW and 28 kW.



EASY GAS SWITCH

Electronically only: no need for adapting kit.



HYDROGEN READY

Compatible with methane-hydrogen mixtures up to 20%: ready for energy evolution.



ULTRA COMPACT

Only 250 mm deep: perfect even in the smallest spaces.



HIGH EFFICIENCY STAINLESS STEEL EXCHANGER

Unique spiral, large bore section for reliability and constant performance.



CERAMIC QUALITY

High-performance ceramic burner for a wider modulation range.



9 LITRES EXPANSION VESSEL

Great central system capacity, reducing the need for external integrations.



AUTO-AIR-PURGE

Automatic venting cycle at first startup: faster installation.



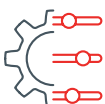
EASY AND CUSTOMISED INSTALLATION

Simple and practical fixing and maintenance.



USER INTERFACE WITH LCD DISPLAY

Backlit with integrated diagnostics for immediate control of the boiler status.



ADVANCED SETUP

Programmable parameters for system tuning and alarm history.

CERAMIC
BURNER

STAINLESS STEEL
HEAT
EXCHANGER

1:8 MODULATION


CONDENSATION
DRAIN SIPHON

GAS ADAPTIVE
VALVE

EXPANSION
VESSEL
9 LITRES

MODULATING FAN

HIGH EFFICIENCY
CIRCULATOR





SMART BURN TECHNOLOGY: LESS CONSUMPTION, MORE COMFORT:

Tenerife Next KC is "**SMART BURN**": equipped with an **Gas Adaptive** system capable of **self-tuning** and automatically **adapting** to the quality and type of gas, guaranteeing a constant optimal performance over time.

The **electronic control** constantly monitors the operating parameters and independently adjusts the air-gas ratio, ensuring:

- **Constant optimisation:** the system always pursues the most efficient combustion, ensuring continuity of performance, greater **energy efficiency** and reduction of consumption and emissions.
- **Technical simplification:** the **gas valve does not need to be adjusted** during the first ignition phase; the gas switch is simply made by electronic parameter, without replacing nozzles, diaphragms or transformation kits.
- **Operational versatility:** the absence of manual interventions not only simplifies installation and management, but allows you to have a **single product** for different types of gases.

SMART BURN technology represents an advanced solution that ensures **operational reliability and maximum durability** of the product over time.

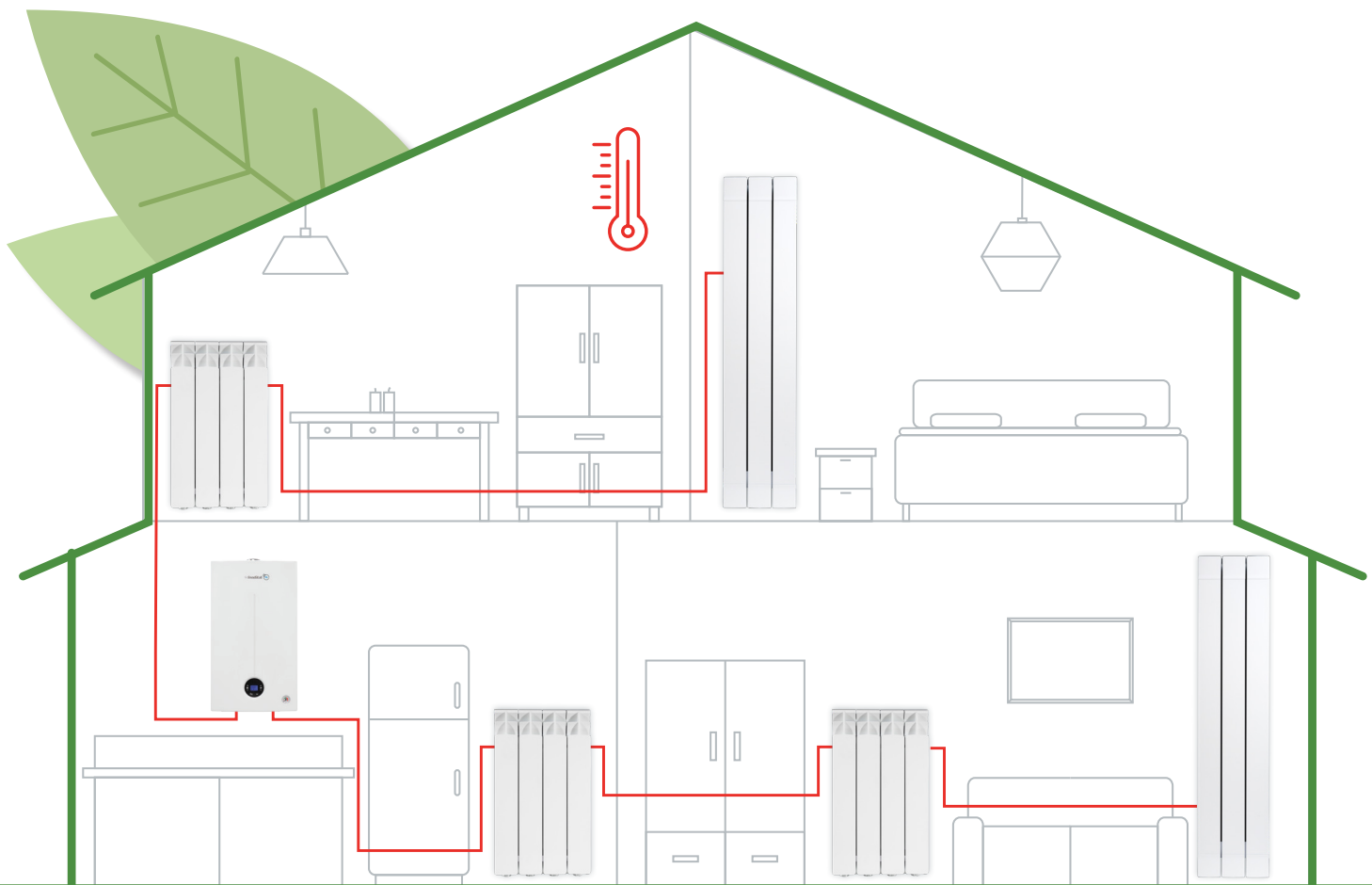
HYDROGEN AND FUTURE READY



In line with the European targets for climate neutrality, Fondital recognises **hydrogen** as a **strategic vector** for a concrete energy transition.

Tenerife Next KC is **Hydrogen** and **Future Ready**: a boiler compatible with methane-hydrogen mixtures up to 20% and ready to meet energy evolution. Thanks to advanced control systems, H₂ Ready technology guarantees optimised combustion and a reduction in CO₂ emissions. Tenerife Next KC is the "**future-proof**" solution because it can be perfectly integrated into existing plants, avoiding invasive interventions, and it is compatible with the evolution of the European gas distribution network.

Choosing Tenerife Next KC for your plant means ensuring maximum energy efficiency and the certainty of a safe investment, ready for the future environmental challenges.



CERAMIC QUALITY BURNER



The burner plays a central role because the combustion reaction of the air-gas mixture develops on its surface, which generates heat.

In Tenerife Next KC the burner **is made of CERAMIC FIBRE**: exceptional for combustion systems, it offers a wider modulation range.

- **Prolonged durability** thanks to the resistance to high temperatures, with close to 0 risk of corrosion.
- **Greater flame stability** to allow a wide range of modulation, ensuring stable performance during use.
- **Zero noise** thanks to the fibre structure and porosity, ideal for attenuating high and low frequency noise.

PREMIUM MODULATION RANGE

Modulation is the ability of the valve-mixer-fan-burner system to continuously vary the power delivered according to the real **thermal needs** of the system. The system regulates the amount of fuel and oxidizer, adapting the flame to maintain the required temperature with **maximum stability**.

The progressive improvement in **buildings insulation efficiency** has led to a drastic reduction in the thermal demand for heating, which is destined to decrease proportionally to the size of the house or during the intermediate climatic periods.

In this scenario, traditional condensing generators are often oversized, triggering continuous **on and off** cycles (pendulation). This phenomenon compromises the real combustion efficiency and limits the overall efficiency of the system, negatively affecting the thermal stability and the quality of the domestic hot water supply.

Tenerife Next KC stands out for its **wide 1:8 modulation range** that allows you to reduce power by responding precisely to user comfort requests. This translates into **fewer on/off cycles**, with **lower fuel consumption** and **greater efficiency**.



TENERIFE NEXT 1:8 MODULATION RANGE



GREATER
EFFICIENCY



ENERGY-
SAVING



COMFORT
CONSTANT



LESS
EMISSIONS

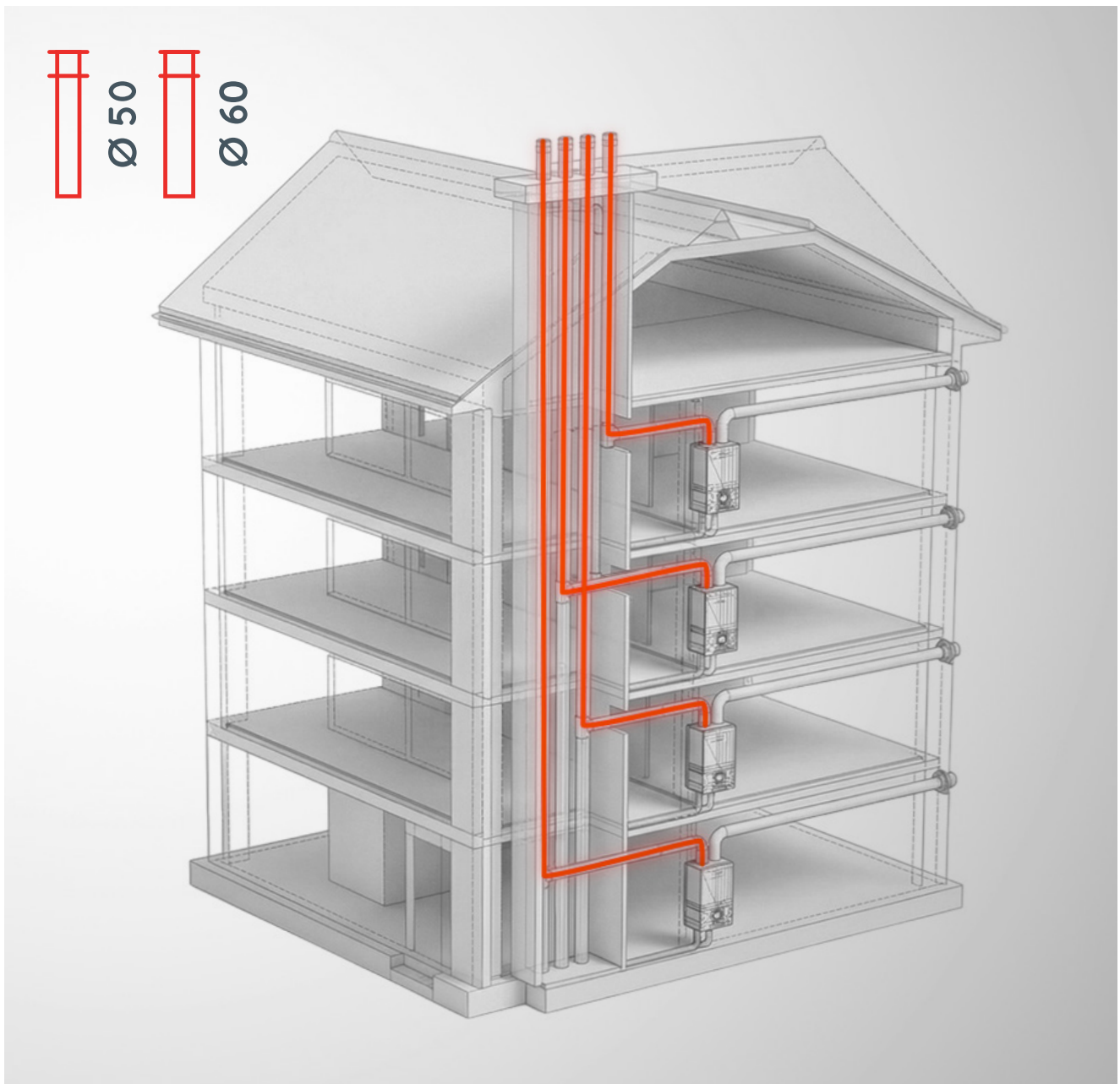
ADAPTIVE BOOST

Tenerife Next KC can adapt the **smoke ejection force** by configuring the electronic parameters, guaranteeing optimal performance even in critical conditions.

The system becomes fully compatible with **small diameter fume pipes (Ø50 and Ø60)**, proving to be the ideal choice **for long flues** or **in complex installations**. A very important feature for the replacement market, where there is frequently the need to use pre-existing flues in small spaces. This is a situation that occurs frequently in city centres, where landscape constraints do not allow the use of visible external flue.

This flexibility allows you to operate with greater precision in contexts where standard solutions are not enough, maintaining high levels of **safety** and energy efficiency.

Tenerife Next KC **Adaptive Boost** technology makes the boiler capable of evolving and conforming to the characteristics of each system, **reducing the need for onerous structural interventions** and guaranteeing operational reliability that lasts over time.





HIGH DHW COMFORT

The instantaneous dispensing capacity is one of the main indicators of environmental comfort and Tenerife Next KC offers a **very high production of domestic hot water** that allows you to transfer heat with cutting-edge speed and precision.

This is made possible by the **high-efficiency plate heat exchanger**, which can produce up to **16.1 litres per minute** (ΔT 25K), thus guaranteeing abundant flow and impeccable thermal stability, even in the presence of intense samples.

Tenerife Next KC is an **affordable** solution that does not compromise on performance.

HIGH DURABILITY HEAT EXCHANGER

The condensing exchanger is a fundamental component in condensing boilers, whose peculiarity is to recover the latent heat from the exhaust fumes, transforming the water vapour into liquid condensate.

Tenerife Next KC has a high-efficiency **STAINLESS STEEL** heat exchanger, with a single spiral and a large bore to ensure reliability and constant performance.

- **Single spiral** without added manifolds to avoid the formation of air bubbles that could limit the homogeneous and functional circulation of water.
- **Large bore**, less subject to fouling and sediment deposition, guarantees high performance and improves its efficiency even in conditions of partial obstructions, making it ideal in existing plants where sediment is more likely to be generated.



EASY INSTALLATION AND MAINTENANCE

With Tenerife Next KC, the time for installation and routine maintenance is optimised thanks to:



- **Auto-Air-Purge:** the automatic and manual venting cycle during installation that allows you to easily eliminate the air in the system.
- Simple and practical fastening with **QuickLoc**.
- **Improved accessibility** for cleaning and maintenance.
- **Intake water collection integrated** into the top of the boiler for greater protection against infiltration
- Centred exhaust, wall bracket and double air intake hole for **easy replacement of old boilers**.



SMART ELECTRONICS, EFFICIENT PERFORMANCE

With Tenerife Next KC, boiler management is also facilitated thanks to the user-friendly interface, for stress-free intervention.

- **User interface with backlit LCD display,** with integrated diagnostics for immediate control of the machine status.
- **Advanced configuration:** programmable parameters for system adaptation and alarm history.
- **Operation with phase-to-phase power supply:** it allows the constant detection of the flame by means of advanced electronics in any type of installation.



To **increase the seasonal energy efficiency** of space heating, Tenerife Next KC can be combined with the adjustment device that best suits your needs:

- Thermoregulation with **external probe** to modulate the operation according to the external temperature.
- Smart remote control "**Spot Easy**" to adjust and monitor the operation of the boiler and the system with Wi-Fi connection.
- **Combined configuration** between external probe and remote control: for maximum comfort and customised control.



EXPANSION VESSEL 9 LITRES

The expansion vessel is one of the fundamental components of the boiler because it **protects the entire heating system** from pressure fluctuations caused by thermal expansion, avoiding water leaks, boiler blockages and pipe breaks.

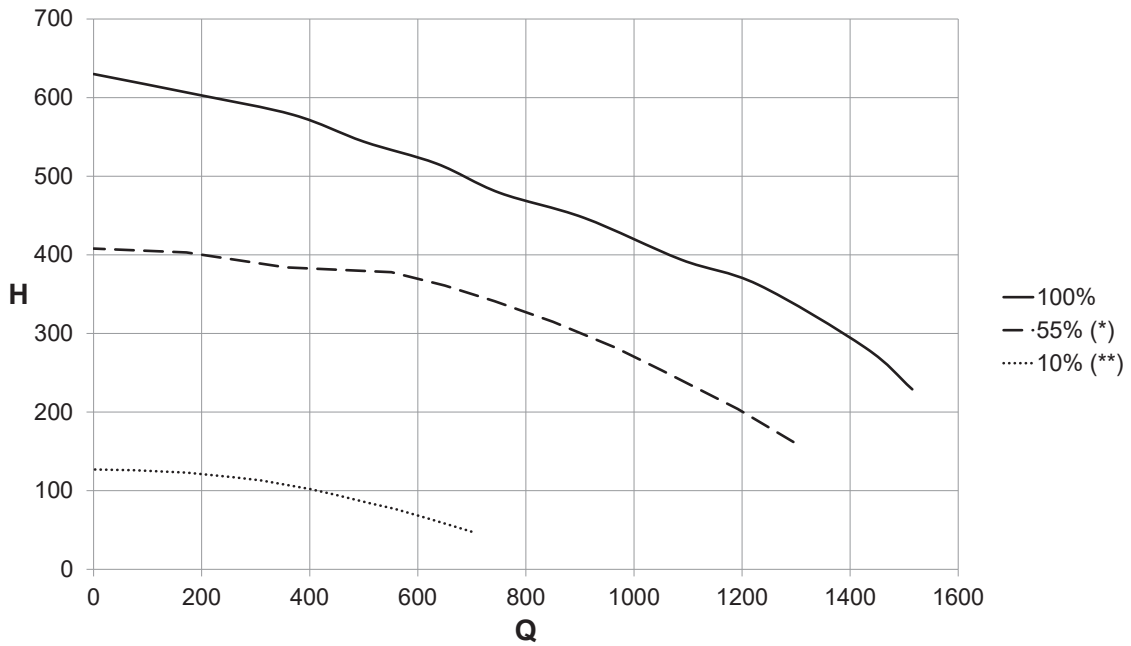
Tenerife Next KC is equipped with a **9-litre expansion vessel**: a capacity that allows it to handle large **volumes of water**, making the boiler suitable also for **large systems**, for proper operation without the need for additional components on the system.

ULTRA COMPACT

All Tenerife Next technology is enclosed in **just 250 mm of depth** that make it perfect even in the smallest spaces.



AVAILABLE HEAD TENERIFE NEXT KC 24 KW



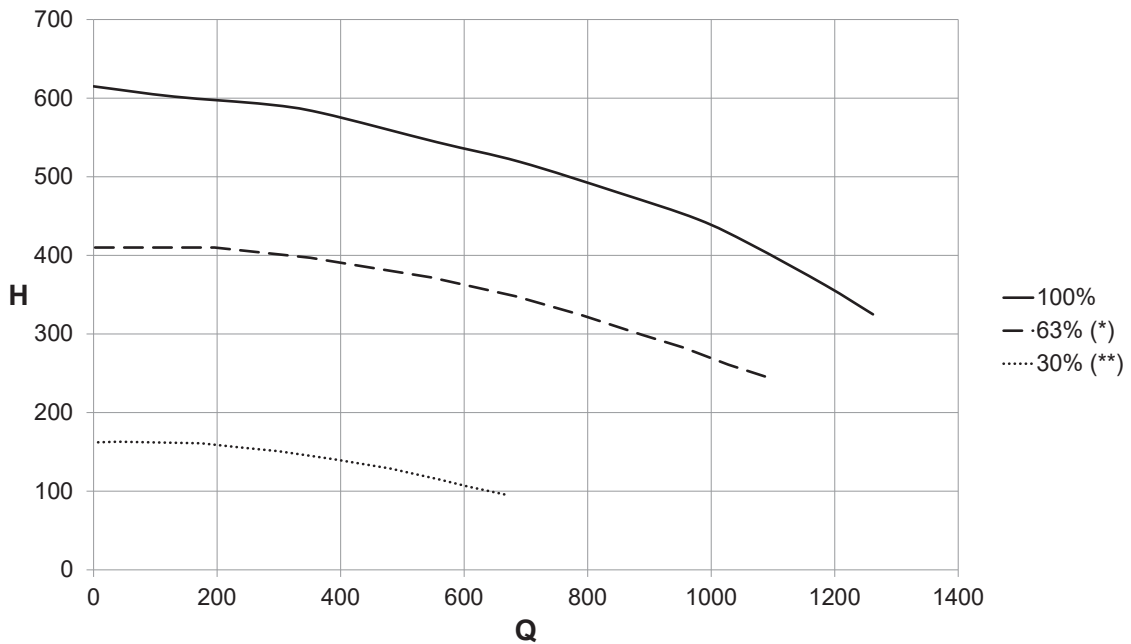
Q Flow rate (l/h)

H Available head (mbar)

(*) Minimum curve that can be used in systems without hydraulic separator

(**) Minimum curve that can be used in systems with hydraulic separator

AVAILABLE HEAD TENERIFE NEXT KC 28 KW



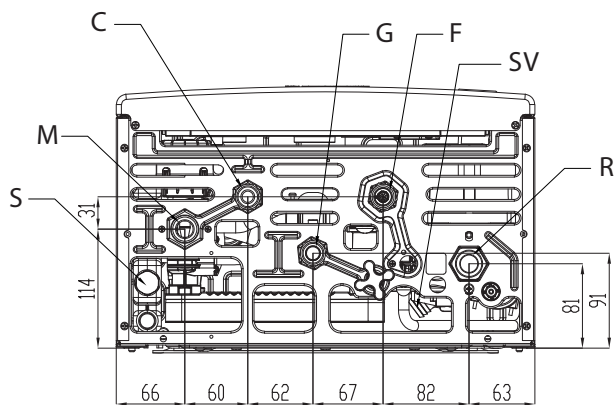
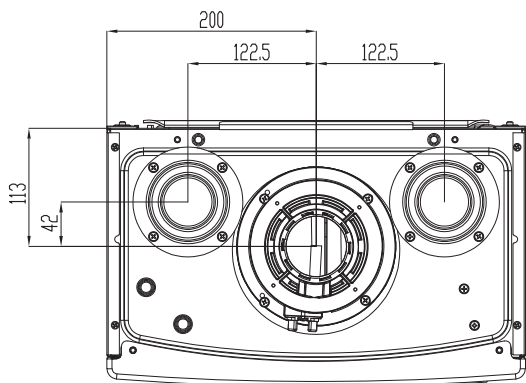
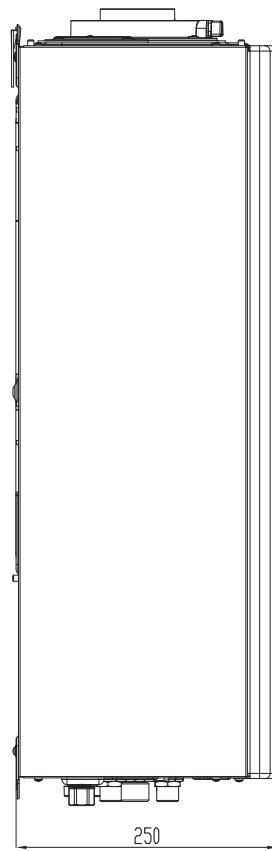
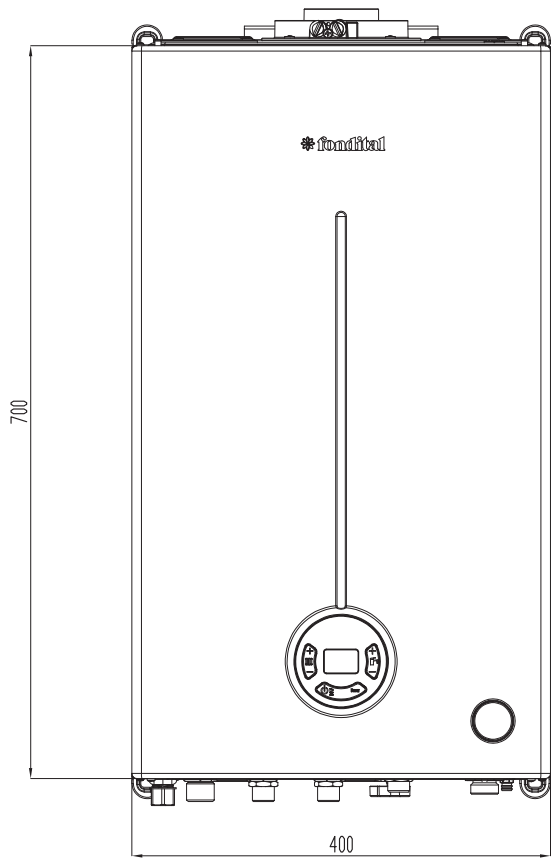
Q Flow rate (l/h)

H Available head (mbar)

(*) Minimum curve that can be used in systems without hydraulic separator

(**) Minimum curve that can be used in systems with hydraulic separator

DIMENSIONS (MM)



- S** Trap inspection cap
- M** CH system flow (3/4")
- C** DHW outlet (1/2")
- SV** 3-bar safety valve discharge outlet

- G** Gas inlet (1/2")
- F** Cold water inlet (1/2")
- R** CH system return (3/4")

GENERAL CHARACTERISTICS

DESCRIPTION	um	KC 24	KC 28
CH nominal heat input	kW	20,0	24,0
Minimum heat input	kW	3,0	3,5
CH nominal heat input with mixture 20%H2NG ($Q_{n_{(20\%H2)}}$)	kW	19,0	24,0
CH minimum heat input with mixture 20%H2NG	kW	2,9	3,5
Maximum heat output (80-60°C) - CH	kW	19,5	23,4
Minimum heat output (80-60°C) - CH	kW	2,8	3,4
Maximum heat output (50-30°C) - CH	kW	21,3	25,9
Minimum heat output (50-30°C) - CH	kW	3,1	3,8
Minimum CH system pressure	Mpa	0,05	0,05
	bar	0,5	0,5
Maximum CH system pressure	Mpa	0,3	0,3
	bar	3,0	3,0
DHW maximum heat input	kW	24	28
DHW minimum heat input	kW	3	3,5
DHW nominal heat input with mixture 20%H2NG ($Q_{nw_{(20\%H2)}}$)	kW	22,8	28
DHW nominal heat input with mixture 20%H2NG	kW	2,9	3,5
DHW circuit min. pressure	Mpa	0,05	0,05
	bar	0,5	0,5
DHW circuit max. pressure	Mpa	0,6	0,6
	bar	6	6
DHW specific flow rate ($\Delta T=25K$)	l/min	14,8	16,1
DHW specific flow rate ($\Delta T=30K$)	l/min	12,3	13,4
Electric power supply – voltage / frequency	V - Hz	230/50	230/50
Power mains supply fuse	A	3,15	3,15
Maximum power consumption	W	110	121
Pump absorption	W	59	59
Electric protection rating	IP	X4D	X4D
Net weight	kg	26	28,5
Natural gas consumption at maximum CH output (Value referred to 15 °C - 1013 mbar)	M3/h	2,12	2,54
Propane gas consumption at maximum CH output	kg/h	1,55	1,86
Maximum CH working temperature	°C	83	83
Maximum DHW working temperature	°C	65	65
Working ambient temperature	°C	0-40	0-40
Total capacity of expansion vessel	l	9	9

TYPE OF INSTALLATION	INTAKE PIPE DIAMETER (MM)	VENT PIPE DIAMETER (MM)
B23	-	Ø 80
	-	Ø 80 + Ø 60
	-	Ø 80 + Ø 50
C43/C43X	Ø 80	Ø 80
c53	Ø 80	Ø 80 + Ø 60
C83/C83X	Ø 80	Ø 80 + Ø 50
C13	60 / 100	
C33	Ø 80	

The manufacturer reserves the right to carry out the necessary changes without prior notice.

Uff. Pub. Fondital - PUB 03 C 191 - 01 | Maggio 2026 (05/2026)

FONDITAL S.p.A. Società a unico socio

Via Cerreto, 40

25079 VOBARNO (Brescia) Italy

Tel.: +39 0365 878.31 - Fax: +39 0365 878.304

Website: www.fondital.com



9 P P U B 0 3 C 1 9 1

COMPANY WITH
MANAGEMENT SYSTEM
CERTIFIED BY DNV
ISO 9001 • ISO 14001
ISO 45001 • ISO 50001